

BORU KAFALARI DIE HEADS Формы для труб


Tek Katmanlı Kafa

Mono Layer Die Heads



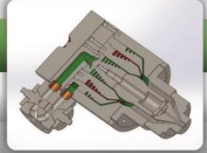
İki Katmanlı Kafa

Two Layers Die Heads



Üç Katmanlı Kafa

Three Layers Die Heads



KPH-630



KPH-400




İki Katmanlı T Kafa

Two Layers Cross Die Heads



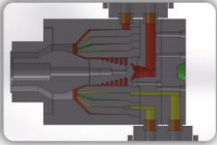
PVC Kafa

PVC Die Heads



Beş Katmanlı Kafalar

Five Layers Pipe Die Heads



PP FOAM

PP

PP



PP-GF

PP-GF

Telekom Boru Kafaları

Telecom Pipe Die Heads



Mono Layer Die Heads Type	KPH-63	KPH-125	KPH-160	KPH-250	KPH-400	KPH-500	KPH-630	KPH-800	KPH-1000	KPH-1200
Diameter Range (mm)	10-63	20-125	20-160	50-250	90-400	110-500	160-630	280-800	500-1000	710-1200
Max. Output (kg/h)	250	350	450	600	700	800	1000	1100	1250	1400
Layer Thickness (mm)	15	22	30	45	80	80	80	90	100	100

Two Layers Die Heads Type	KPH-2L-63	KPH-2L-125	KPH-2L-160	KPH-2L-250	KPH-2L-400	KPH-2L-500	KPH-2L-630	KPH-2L-800	KPH-2L-1000	KPH-2L-1200
Diameter Range (mm)	10-63	20-125	20-160	50-250	90-400	110-500	160-630	280-800	500-1000	710-1200
Max. Output, Main Layer (kg/h)	250	350	450	600	700	800	1000	1100	1250	1400
Thickness, Output, Main Layer (mm)	1.8-10.5	1.8-20.8	1.8-26.6	1.8-41.5	1.8-66.7	1.8-55.8	1.8-57.2	1.8-58.8	1.8-73.5	1.8-70.6
Max. Output, Thin Layer (kg/h)	110	150	200	250	300	350	450	500	560	650
(inner or outer layer) (kg/h)				45	80					
Thickness, Thin Layer (mm)	15	22	30			80	80	90	100	100

Three Layers Die Heads Type	KPH-3L-63	KPH-3L-125	KPH-3L-160	KPH-3L-250	KPH-3L-400	KPH-3L-500	KPH-3L-630	KPH-3L-800	KPH-3L-1000	KPH-3L-1200
Diameter Range (mm)	10-63	20-125	20-160	50-250	90-400	110-500	160-630	280-800	500-1000	710-1200
Max. Output, Main Layer (kg/h)	250	350	450	600	700	800	1000	1100	1250	1400
Thickness, Output, Main Layer (mm)	1.8-10.5	1.8-20.8	1.8-26.6	1.8-41.5	1.8-66.7	1.8-55.8	1.8-57.2	1.8-58.8	1.8-73.5	1.8-70.6
Max. Output, Thin Layer (kg/h)	110	150	200	250	300	350	450	500	600	650
(inner or outer layer) (kg/h)										
Thickness, Thin Layer (mm)	15	22	30	45	80	80	80	90	100	100

Five Layers Die Heads Type	KPH-5L-250
Diameter Range (mm)	50-250
Max. Output, Main Layer (kg/h)	600
Thickness, Output, Main Layer (mm)	1.0-5.0
Max. Output, Thin Layer (kg/h)	100
(inner or outer layer) (kg/h)	
Thickness, Thin Layer (mm)	20

Outer Layer Adapter For All Spiral Distributor Pipe Head	KPH-T-63	KPH-T-125	KPH-T-160	KPH-T-250	KPH-T-400	KPH-T-500	KPH-T-630	KPH-T-800	KPH-3L-1000
Diameter Range (mm)	10-63	20-125	20-160	50-160	90-160	110-160	160-630	280-800	500-1000
Max. Output (kg/h)	50	50	80	100	100	120	120	150	150
Layer Thickness (mm)	0.5-2*	0.5-2*	0.5-2*	0.5-2*	0.5-2*	0.5-2*	0.5-2*	0.5-3*	0.5-3*



KUATRO-PLAST

INNOVATION IN EXTRUSION